

Updated Manual for Online Court Fee For District Court

Step 1) User will have to select Court from dropdown, Screen options to pay user payment as per their case status/nature etc.

Radio button will show to select user for

- a) **Fresh Case**
- b) **Pending Case**

Fee Details	
Court *	Select District Court ▼
Period Year *	2017-2018 ▼ One Time/Adhoc ▼
Select Pay for *	<input type="radio"/> Fresh Case (Unregistered Case) <input checked="" type="radio"/> Pending Case (Registered Case)
Case Number	Case Type AC ▼ Case No. <input type="text"/> Year 2018 ▼ Select Party Type ▼
<input type="button" value="Search Pending Case"/>	
Name of Party *	<input type="text"/>
Main Case Fee	(Amount in Rs.) <input type="text"/> (amount in Rs.) <input type="text"/>
Interlocutory Application Fee	(Amount in Rs.) <input type="text"/> (amount in Rs.) <input type="text"/>
Interlocutory Application Subject	Interlocutory Application Subject <input type="text"/> (If IA Fee Applicable.)
Power Fee	(Amount in Rs.) <input type="text"/> (amount in Rs.) <input type="text"/>
Document Fee	(Amount in Rs.) <input type="text"/> (amount in Rs.) <input type="text"/>
Document Subject	Document Subject <input type="text"/> (If Document Fee Applicable.)
Certified Copy Fee	(Amount in Rs.) <input type="text"/> (amount in Rs.) <input type="text"/>
Process Fee	(Amount in Rs.) <input type="text"/> (amount in Rs.) <input type="text"/>

Payer will have to enter details of payment as follow.

Payer Details (Advocate or Party self)	
Aadhaar No. (optional)	<input type="text"/>
Name *	Test User MPHIC
Email*	ankit.jbp@gmail.com
Block No/ House No.*	Test User
Address *	<input type="text"/>
City *	Test User
PIN*	<input type="text"/>
Mobile No.*	<input type="text"/>

Step 2) If User select **Fresh Case**, for “**Select Pay for**”, then user can select **case type** and continue to fill fee form.

Select Pay for *	<input checked="" type="radio"/> Fresh Case <input type="radio"/> Pending Case
Case Type	Select Case Type ▼
Name of First Party *	<input type="text"/>
Court Fee	(Amount in Rs.) <input type="text"/> (amount in Rs.) <input type="text"/>
Interlocutory Application Fee	(Amount in Rs.) <input type="text"/> (amount in Rs.) <input type="text"/>
Interlocutory Application Subject	Interlocutory Application Subject <input type="text"/> (If IA Fee Applicable.)
Affidavit Fee	(Amount in Rs.) <input type="text"/> (amount in Rs.) <input type="text"/>
Power Fee	(Amount in Rs.) <input type="text"/> (amount in Rs.) <input type="text"/>

Step 3) (d) If User select **Pending Case**, for “**Select Pay for**”, then user will have to select **case type**, **case number** and **year**. This option will be used in case of pay fee for pending case.

Select Pay for * Fresh Case Pending Case

Case Number Case Type Case No. Year

Name of First Party *

Court Fee (Amount in Rs.) (amount in Rs.)

Interlocutory Application Fee (Amount in Rs.) (amount in Rs.)

Interlocutory Application Subject (Interlocutory Application Subject) (If IA Fee Applicable.)


Affidavit Fee (Amount in Rs.) (amount in Rs.)


After select of **case type**, **case number** and **year** Click on **“Search Pending Case”** Button, case details will shown Petitioner and Respondent details as below.

Select Pay for * Fresh Case Pending Case

Case Number Case Type Case No. Year

Petitioner vs Respondent

Name of First Party * Petitioner  **Case detail**

Court Fee (Amount in Rs.) (amount in Rs.)  **First Petitioner Name**

Interlocutory Application Fee (Amount in Rs.) (amount in Rs.)

Interlocutory Application Subject (Interlocutory Application Subject) (If IA Fee Applicable.)

Step 4) To fill details, user will have to follow instructions.

Court Fee (Amount in Rs.) (amount in Rs.)

Interlocutory Application Fee (Amount in Rs.) (amount in Rs.)

Interlocutory Application Subject (Interlocutory Application Subject) (If IA Fee Applicable.)

Power Fee (Amount in Rs.) (amount in Rs.)

Document Fee (Amount in Rs.) (amount in Rs.)

Document Subject (Document Subject) (If Document Fee Applicable.)

Certified Copy Fee (Amount in Rs.) (amount in Rs.)

Process Fee (Amount in Rs.) (amount in Rs.)

Total Fee (amount in Rs.) (Process fee of Rs 100/- is to be applied for fresh case only)

- User will enter amount for fields he/she want to pay,
- If user is pay for **Interlocutory Application Fee**, **he/she** will have to enter subject for **Interlocutory Application**.
- If user is pay for **Document Fee**, **he/she** will have to enter subject for **Document fee**.
- In Payee Details, fill all details.

Step 5) Click on Payment Button, It will take to treasury website. Where User will need to enter payment details.

Cyber Treasury

www.mptreasury.org/MPTWar/cyber/frmCyberTreasLawTest.jsp?encdata=C%2F%2BmGiuByO05nOic8UaHHwdTd5uVLY2i0WFOGp4xwGYARV0i6PHDXkUpPQ0k...

Treasuries & Accounts
Department of Finance
Govt. of MP

E-form for Cyber Receipt

MP ONLINE CRN: LAW003026092017000011

TIN/REGISTRATION NO: null

OFFICE NAME*: mphc

DISTRICT*: JABALPUR+null

DEPOSITOR/ DEALER NAME*: testing

HEAD OF ACCOUNT: 0030+01+102+0000+CourtFee

NAME OF ACT*: COURT+FEES

PURPOSE/SUBHEAD*: 26092017

FROM DATE*: 26092017

TO DATE*: 26092017

ADDRESS:

FLAT/BLOCK NO: PREMISES / BUILDING / VILLAGE: testing road

ROAD/STREET/LANE: AREA/LOCALITY: Madhya Pradesh

CITY/DISTRICT: testing City PINCODE: 556655

(if other city, specify)

E-MAIL*: testing.gmail@gmail.com

AMOUNT*: 1

BANK NAME*: Click to select Bank Name

Activate Windows
Go to Settings to activate Windows.

Step 6) Select bank for payment process and click on **“Submit”**.

View Cyber Treasury

www.mptreasury.org/MPTWar/cyber/rptMPTCyberDetailsChallandepM.jsp

Treasuries & Accounts
Department of Finance
Govt. of MP

CYBER TREASURY


DEPARTMENT	Law
CRN	LAW003026092017000011
HEAD OF ACCOUNT	0030+01+102+0000+CourtFee
SCHEME HEAD	0000
DISTRICT/DIVISION	JABALPUR
DEPOSITOR NAME	testing
FLAT /BLOCK NO.	
NAME OF PREMISES / BUILDING/ VILLAGE	
ROAD/STREET/LANE	
AREA/LOCALITY	testing road
CITY/DISTRICT	testing City
STATE/UT	Madhya Pradesh
PINCODE	556655
E-MAIL	testing.gmail@gmail.com
TIN/REGISTRATION NO	null
OFFICE NAME	mphc
FROM DATE	26092017
TO DATE	26092017
PURPOSE	COURT+FEES
AMOUNT	1
BANK NAME	State Bank Of India

Please Verify Your Details if otherwise

Activate Windows
Go to Settings to activate Windows.

Please verify the information entered, click Confirm to make the payments otherwise click Back to modify details

Step 7) Enter Captcha code and click on **“Confirm”** Button.




Treasuries & Accounts
Department of Finance
Govt. of MP

CYBER TREASURY

DEPARTMENT	Law
CRN	LAW003026092017000011
HEAD OF ACCOUNT	0030+01+102+0000+CourtFee
SCHEME HEAD	0000
DISTRICT/DIVISION	JABALPUR
DEPOSITOR NAME	testing
FLAT /BLOCK NO.	
NAME OF PREMISES /BUILDING/VILLAGE	
ROAD/STREET/LANE	
AREA/LOCALITY	tesiting road
CITY/DISTRICT	testing City
STATE/UT	Madhya Pradesh
PINCODE	556655
E-MAIL	testing.gmail@gmail.com
Please Verify Your Details !Otherwise your money will be lost.	
TIN/REGISTRATION NO	null
OFFICE NAME	mphc
FRDM DATE	26092017
TO DATE	26092017
PURPOSE	COURT+FEES
AMOUNT	1
BANK NAME	State Bank Of India


Please verify the information entered , click Confirm to make the payments otherwise click Back to modify details



Enter Code

Activate Windows
Go to Settings to activate Windows.

Step 8) It will show CRN, click OK to continue.



Treasuries & Accounts
Department of Finance
Govt. of MP

Please note your CRN: **LAW003026092017000011** for future reference.


Please click OK button to proceed to payment.

Activate Windows
Go to Settings to activate Windows.

Step 9) Now User will be redirected to Net Banking site, chosen by him / her. Make payment and user will get this Receipt, take printout of receipt.

Step 10) After payment completion, email and SMS acknowledgement shall be sent to the respective user on his/her given email and mobile number.

[Online Court Fee Cyber Receipt](#)



Court Fee Details

Online Court Fee ID :	1046/2017
Bench:	Jabalpur
Case Type:	writ petition
Case Status :	Registered
Case Number:	WP/000007/2017
Impugned Order Number :	Order 118/110
Impugned Date:	29-11-2017
Paid For:	[REDACTED]
Paid By:	Test User MPHIC
Address:	Test User
District:	Test User
Pincode:	482002
Mobile:	9755677527
Email:	[REDACTED]


Amount Details

Total Amount Received:	8/-
Main Case Fee:	1/-
Interlocutory Application Fee:	1/-
Affidavit Fee:	1/-
Power Fee:	1/-
Document Fee:	1/-
Certified Copy Fee:	1/-
Process Fee:	1/-
Memo Fee:	1/-
Interlocutory Application Subject :	IA SUBJECT
Documents Subject:	DOCUMENT FOR TESTING

Other Information

Bank Scroll Number:	83472
Date & time of Transaction:	30/11/2017 16:47:31
Challan Identification No. (CIN):	SBIIN000615900303011201782472
Bank Reference No. (BRN):	CB06697309
Treasury Challan No.:	003079078

QR CODE



[Print](#)

Step 16) Please take printout of the above acknowledgement and present the same with other relevant documents at the filing counter/ presentation centre of the Concern Court.